

# **International Patrol Dog Competition Regulations Wettkampfpruefungsordnung**

**Officially Translated By**

**Wendell Nope, United States Delegate  
International Congress of Police Service Dogs**



**Prepared For The  
German Shepherd Dog Club of America  
Working Dog Association  
K-9 Program**

**February 25, 2008**

*This text is the most accurate English language version of the WPO.  
Contents include the Protocol for Dogs, Handlers, Agitators, and Judges.*

**International Patrol Dog Competition Regulations - WPO**

## General Information

- Integrity** The integrity of a WPO Trial is held to the highest scrutiny. The WPO is an event designed for officially-assigned Patrol Dog Handlers and their Patrol Dogs. Handlers from any chartered Agency on the Municipal, County, State, or Federal level may participate. An officially-assigned Handler entering an unofficial dog is prohibited. A bona fide officer, who is not specifically assigned as a Handler is prohibited, even if s/he wishes to participate with a bona fide Patrol Dog. Retired Handlers/Dogs may participate, in honor of their past service, but their scores may not count toward national or international competitions. Civilians and civilian-owned dogs are prohibited from entering a WPO Trial. Any question regarding the eligibility of a Handler or a Dog shall be resolved by the ICPSD Delegate of that national jurisdiction.
- Commonality** The following guidelines have been established for international competition among Patrol Dogs. The exercises are common to many Agencies worldwide. Special care and preparations have been taken to assure that no individual Agency's deployment practices shall be compromised. These are "Compulsory Exercises," however, no Patrol Dog shall be forced to participate in every element of every exercise. For the sake of competition, any deviation from any exercise shall be grounds for point deductions.
- Authority** These guidelines are the official WPO standard, effective March 1995. The WPO was originally established in 1954 by the International Congress of Police Service Dogs which convened in Augsburg, Germany for the purpose of creating international competition standards for Patrol Dogs. This latest revision makes the guidelines more "Street-Realistic" and the Judging guidelines more standardized. A Dog which successfully performs according to these guidelines, as declared by a qualified WPO Judge, may be issued the title of WPO (Wettkampfpruefungsordnung). This title carries only limited value for serviceability, but does infer that the Dog exhibits considerable stability, control, and discipline within a controlled environment.
- Demeanor** In any WPO competition, the Patrol Dog Handlers are expected to act with dignity and exhibit professional demeanor. Improper conduct from a Patrol Dog or Handler may result in exclusion from the WPO Trial. Should the Dog display disobedience to the point of failing to respond to control by the Handler, it is excused from the competition, at whatever point the infraction occurs. A dismissal of Patrol Dog or Handler is according to the discretion of the Judge and is not subject to appeal. Frequently, the public attends such an event and the image of law enforcement is on display.
- Obligation** The Handler is responsible to report for the exercises on time. S/he may be excluded from further participation in a competition for failure to report. During any WPO competition a participant is expected to wear a Departmental uniform. A number may be issued to identify each participant.
- Gear** The WPO is performed off-leash. The leash shall be stowed such that it could not be grabbed by a perpetrator in deployment. This might be in a pocket, for example, but may not be looped over a shoulder or around the neck. Only one Dog collar may be worn and it shall be of a choke-chain variety. No unusual or special collars may be worn.
- Commands** In the Obedience phase, commands may be given by voice or hand signal, but the Dog's name may not be used as a command. Points shall be deducted for an additional command and only one additional command may be given. No points may be awarded for a Patrol Dog that requires more than two commands to perform a task. Excessively loud or multiple commands are unprofessional and

are considered faulty. Any command may be repeated at the Handler's discretion, but points will be deducted. Exercises may be repeated only at the discretion of the Judge.

**Order** The exercises shall be demonstrated in their prescribed order. No exercise may be omitted. In the event a Patrol Dog does not perform an exercise, no points shall be awarded for that entire exercise. An example is attempting to skip the Jump & Stand exercise.

**Protests** The Patrol Dog Handler may issue a protest but only prior to the announcement of the score. The protest shall then be delivered in writing to the presiding Judge for a decision.

**Provisions** There are certain prerequisites for a WPO competition:

1. The Tracking terrain shall be as consistent as possible for all participants. Competent tracklayers shall be used. The tracklayers shall walk such that no corner is sharper than a 1 meter radius. Stopping and turning such that a "sharp" corner is laid is unrealistic. Handlers shall not watch the tracks being laid. Items of evidence shall be no larger than 20cm X 20cm X 2cm (about 8x8x1 inches). The objects shall be saturated with human odor. The order of tracking is determined by drawing lots, prior to the first track being initiated.
2. The Obedience/Agility phase requires four persons dressed in civilian clothing to assist by walking together as a group. A 9mm or .38 caliber blank gun is needed to test for Gunsureness. Obstacles of varying description are needed - refer to the respective exercises for dimensions. All obstacles shall be negotiated from the same side. The object used for retrieving shall be identical for all Patrol Dogs. It shall be a 1000g (2.2 pounds) dumbbell which shall be provided by the host agency. The dumbbell may not be carried by the Handler during other exercises. Each exercise begins and ends from the Heel position.
3. The Apprehension phase requires three Persons to act as simulated perpetrators. Each Person shall wear protective clothing, preferably full-body bite suits. Each shall be issued a flexible reed stick with which to strike the Dogs. Padded sticks are not to be utilized in WPO events. The Persons shall not change assignments once the competition begins.

**Judging** It is optimal to have four Judges for each phase in a competition with numerous participants. In such a case, the highest and lowest scores in each exercise shall be deleted and the remaining scores shall be averaged. If only three Judges are present per phase, their scores shall be averaged. A WPO Competition with only one Judge per phase or only one Judge for all three phases is permitted. The score of each phase (Tracking, Obedience, Apprehension) shall be announced as the Dog completes it. The decision of the Judge(s) at this point is final. If any participants have identical final scores the phase scores shall be compared. The participant with the highest Apprehension score shall prevail; if again identical, then the highest Obedience score shall prevail; if again identical, then the highest Tracking score shall prevail. If competitors have identical scores throughout, then two awards are to be given for the same place (for example, two 6th places and no 7th place). If competitors have identical final scores and one has not accrued a minimum of 70-70-80, the above circumstance does not apply. A score of 70-70-80 is the minimum for passing and will prevail over 69-100-100, for example. This holds true for all non-passing scores. Among non-passing scores, the phase-comparison method is used to determine placement.

**Teams** Along with individual scoring, team scoring may be evaluated. A team shall

consist of at least three participants from a Department (or a State in National or a Country in International events). The team score is determined by the three highest individual scores.

Performance Objectives

Tracking The Track shall be at least 600 paces long and aged about 60 minutes prior to deployment. It shall consist of four legs, three 90 degree turns, and four items of evidence placed along the track. One object shall be placed at the midpoint of legs 1 - 3 and one at the end.

Obedience 1. Long Down

All Dogs are muzzled for this exercise. The Judge shall instruct each Handler to heel the Dog in a single file to a predetermined location. Upon arrival, the Handlers shall make a right turn so that the Dogs are parallel. The Dogs shall be commanded to down simultaneously. The Judge shall now instruct the Handlers to leave their Dogs at a fast pace and go out of sight for five minutes. The Judge shall then instruct the Handlers to return to their Dogs. Upon arriving at the Dogs, the Handlers shall remain standing until instructed to command the Dogs to heel. When the Dog sits the exercise is finished. If any Dog removes its muzzle during the exercise, it shall remain in the down position.

2. Heeling Pattern

The Handler shall report to the Judge before beginning this exercise. The Dog shall then heel beside the Handler through a predetermined pattern. During the pattern a "Right-Turn", "Left-Turn", and a "Quick-About-Turn" shall be demonstrated. At the midpoint of each leg of the pattern a sit, stand, and down shall be demonstrated. The Handler shall halt beside the Dog as each is shown. This pattern shall be performed at a normal pace and then again at a fast pace. Of special importance is that the Handler shall walk at least five paces after each Quick-About Turn before changing paces.

Quick About

: :

: :

: :

: :

: :

: :

: :

: :

: :

: :

: :

: :

: :

: :

: :

: :

: :

: :

: :

: :

: :

: :

: :

: :

: :

: :

: :

: :

: :

: :

: :

: :

: :

: :

: :

: :

: :

: :

: :

\*Normal Pace from Start to Quick-About-Turn #1  
 \*Fast Pace from Quick-About-Turn #2 to Halt

Sit X

X Down

: :

: :

: :

: :

: :

: :

: :

: :

: :

: :

: :

: :

: :

: :

: :

: :

: :

: :

: :

: :

: :

: :

: :

: :

: :

: :

: :

: :

: :

: :

: :

Stand

. . . . . X . . . . .

. . . . .

. . . . .

. . . . .

. . . . .

. . . . .

. . . . .

. . . . .

. . . . .

. . . . .

. . . . .

. . . . .

. . . . .

. . . . .

. . . . .

. . . . .

. . . . .

. . . . .

. . . . .

. . . . .

. . . . .

. . . . .

. . . . .

. . . . .

Halt

X

X

X

:

:

:

Quick About

3. Behavior in Public & Test for Gunsureness

The Dog shall heel beside its Handler as s/he walks in serpentine fashion through a group of four people representing normal citizens. The group shall be walking slowly, about 10 feet apart, and parallel to each other. At some point during the second time through, the Handler shall halt beside one of the people such that the Dog is immediately next to an individual. When the Handler halts, the group shall halt also. The Dog shall show no unusual attention to the person beside whom it is sitting. The Dog shall then heel beside its Handler as s/he exits the group and walks away. At a distance of about 20 paces, two simulated gunshots shall be discharged from a 9mm or .38 blank gun. The Dog shall remain under control as this occurs. The exercise shall conclude when the Handler has gone another 10 steps after the shots and halts. Gunshy Dogs shall be dismissed from the competition at this point.

4. Stand in Motion, Down/Sit from a Distance

The Dog shall heel beside its Handler in a straight line. After about 20 paces the Handler shall command the Dog to stand. The Handler shall continue forward, without breaking stride, for at least another 20 paces. S/he shall then stop, turn, and face the Dog. After about three seconds, the Dog shall be commanded to assume a down position. After a few more moments the Dog shall be commanded to sit. After a few more moments, the Handler shall return to the Dog. It shall remain sitting as the Handler walks to the Heel position. When the Handler is standing beside the Dog in the heel position, the exercise is completed.

5. Down in Motion with Recall

The Dog shall heel beside its Handler at a fast pace. After a minimum of 20 paces the Dog shall be commanded to assume a down position. The Handler shall continue running for another 20 paces, halt, and face the Dog. After a minimum of three seconds the Dog shall be commanded to a front position. The Dog shall return at top speed and sit immediately in front of the Handler. After about three seconds, the Dog shall be commanded to assume the Heel position, ending the exercise.

6. Jumping and Standing

The Handler and Dog shall assume a heel position at an appropriate distance from a metal fence-type obstacle that is about 39 inches (1 meter) high and a minimum of five feet wide. The Dog shall be commanded to jump over the obstacle and then commanded to stand in place. After a minimum of three seconds, the Handler shall walk to the Dog and command it to heel, without breaking stride. The Handler shall then walk away from the obstacle at least five paces and halt. This ends the exercise.

7. Jumping and Retrieving

The Handler shall obtain a dumbbell and hold it in the hand as s/he and the Dog assume a heel position in front of an obstacle. This obstacle shall be about 39 inches high (1 meter) and five feet wide, built to resemble a hedge. The Dog shall remain in position as the Handler tosses the dumbbell over the hedge. After a short pause, the Dog shall be commanded to jump over and then to retrieve the dumbbell. The Dog shall jump over, retrieve, and jump back over as it presents the dumbbell in a front position. When commanded, the Dog shall release it, and upon further command go to a heel position. This ends the exercise. NOTE: if the dumbbell inadvertently tumbles to the side of the hedge obstacle when tossed, the Handler may ask the Judge for one re-toss. The Dog is to remain at its sit position while the Handler picks up the object, returns, and re-tosses it.

8. Climbing and Standing

The Handler and Dog assume a position in front of a wall. The wall shall be inclined ("A" frame) and at least six feet high. When commanded, the Dog shall climb the wall. As the Dog descends, it shall be commanded to stand in position. After a minimum of three seconds it shall be commanded to climb back over the wall. Upon executing the return climb it shall present itself in front of the Handler. After a pause, it shall then be commanded to assume a heel position. This ends the exercise. After the conclusion of this exercise the Handler shall leash the Dog, report to the Judge and await the score.

Apprehension

0. Noteworthy Information

The Apprehension phase of the WPO Trial is of particular importance. These are the exercises which display, through simulation, the Patrol Dog behaviors which are the most technical and carry the greatest liability.

Throughout the Apprehension phase, the Dog should exhibit professional behavior, act enthused and energetic, yet disciplined. Further, the Dog should perform within the recognized constraints associated with the "Use of Force" of a Patrol Dog. While the Tracking and Obedience phases have many similarities with the performances of civilian Dogs, the Apprehension phase contains elements that are uniquely associated with law enforcement or military applications. Therefore, the mind-set of the Handlers and Dogs is expected to be consistent with these elements. The WPO Trial is not just a sporting event for trained Dogs, but rather, a competitive display of Patrol Dogs in deployment mode performing in simulated scenarios.

During all the exercises, a Handler is expected to exhibit appropriate professionalism when obvious safety issues are encountered. For example, s/he should not walk between the Dog and the Suspect when the Dog is in a Guarding mode.

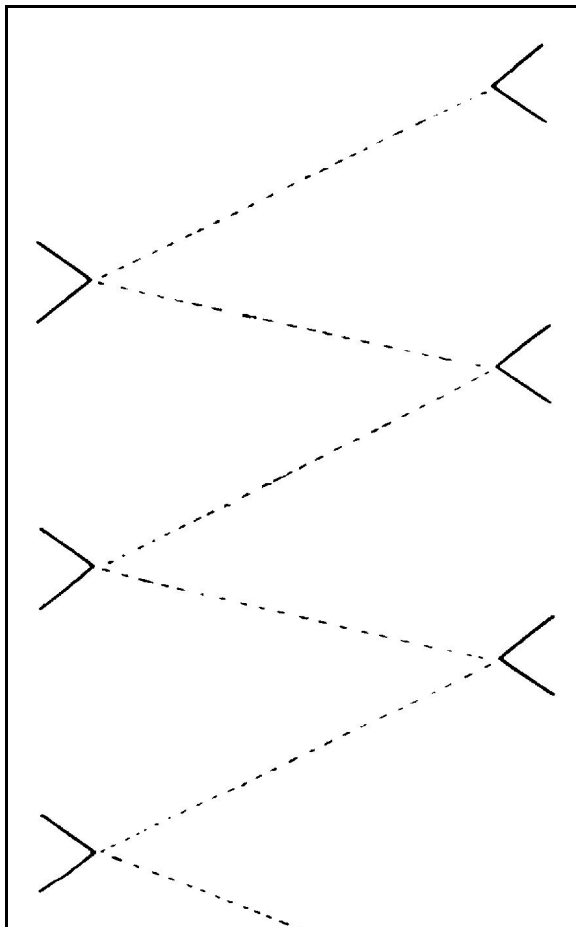
The Judge shall halt any exercise if the Dog exhibits unprofessional behavior, to include:

1. Failure to locate or remain with a Suspect when appropriate,
2. Abandons any appropriate position more than 33 feet (10 meters),
3. Insufficient defense of the Handler when s/he is ambushed,
4. Failure to Release a Suspect after a second command,
5. Unresponsive to commands or resisting compliance to commands to the point of being unprofessional.

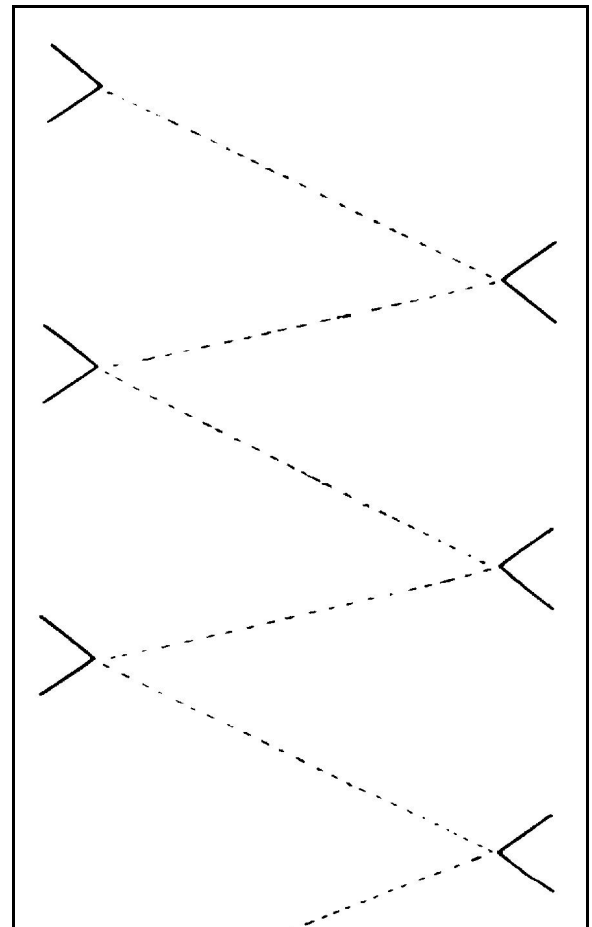
If an exercise or the entire Apprehension phase is halted, all points assigned are forfeited.

1. Suspect Search

This exercise simulates a deployment in which the Handler is called upon to deploy the Dog to search a large open area for a subject. The Handler shall position the Dog on the boundary of a predetermined search area. For purposes of the WPO, a verbal announcement, which is common in actual deployments, is not necessary. The Dog shall be directed by voice or signal to conduct a systematic area search. The Dog shall search all six hiding spots, exhibiting a disciplined "Clear As You Go" demeanor. Slight searching to the rear is not faulty. Should the Patrol Dog search an alternate spot, such as the A-Frame, it is not faulty and may be considered one of the six mandatory searches. The use of a low volume whistle is permitted. The Handler shall remain on the center line of the search area while the Dog is deployed. While in the search area, the Dog shall encounter an individual simulating an innocent Person who inadvertently happens to be in the search area. At the moment the Dog makes the find, the Handler shall halt.



Start  
(searching to left side first)

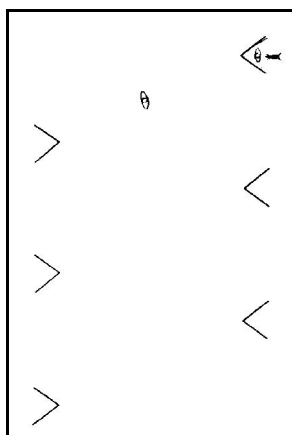


Start  
(searching to right side first)

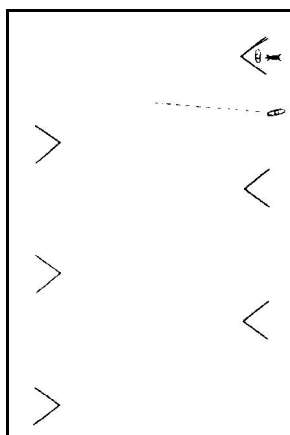
2. Detaining and Indicating

This exercise simulates a deployment in which the Dog has located a passive subject while searching a large open area. The subject the Dog locates turns out to be an innocent citizen who also happens to be in the search area. The Dog shall respond to the (innocent) Person's submissive behavior by detaining him/her without physical contact. Optimal distance is 1-2 meters, so that the Dog does not violate the Person's body space AND remains out of impact-weapon striking range. It shall indicate to the Handler a find has been made by barking intensely, simulating "Calling For Backup." The Person shall be absolutely submissive during this encounter.

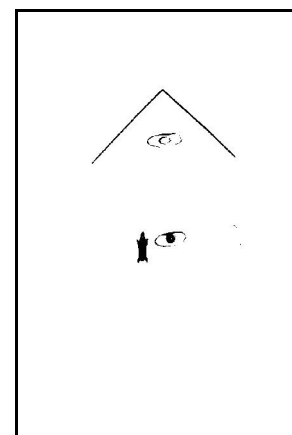
After the Dog has indicated for a minimum of 10 seconds the Handler shall move to a marked position about 10 yards from the location. If a Dog does not Detain, the Handler shall go immediately to the marker. When the Handler arrives at the marker, the Dog shall be commanded to assume a backup position. When the Dog assumes this posture, the Handler shall move closer to a 5 yard marker. Here, the Dog shall be commanded to the Heel position, and then to a Down/Guard position. The Person shall be ordered to step out, raise his/her hands, and the Dog shall remain alert as the Handler conducts a weapons frisk, searches the location, apologizes for the mistaken identity, and dismisses him/her. The Patrol Dog is evaluated for five paces as the Person walks away, for control sake.




Dog locates subject and Handler halts



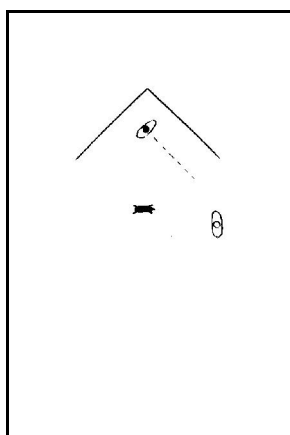
10 seconds Indicating, Handler to 10 yard marker and control suspect/dog



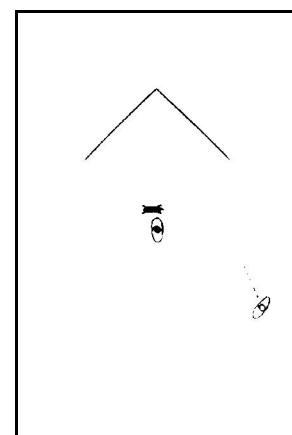
Handler moves to 5 yard marker, calls dog to Heel



Handler calls person out and frisks



Handler then checks hiding place for evidence

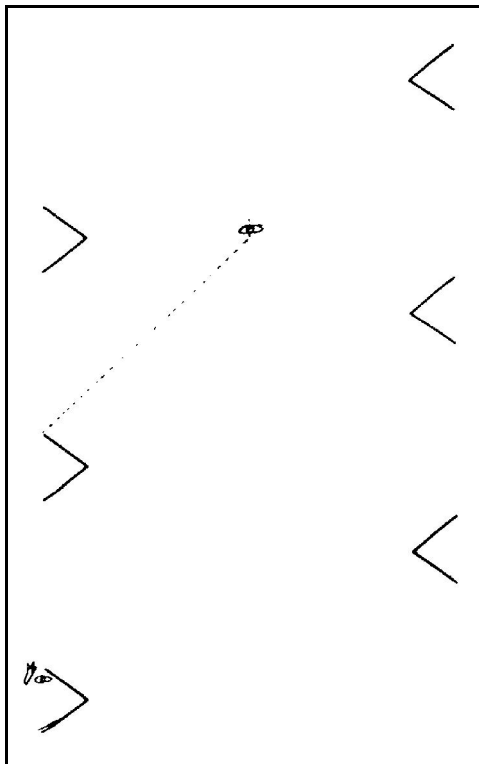


Handler returns to dog, determines person is not the suspect, dismisses

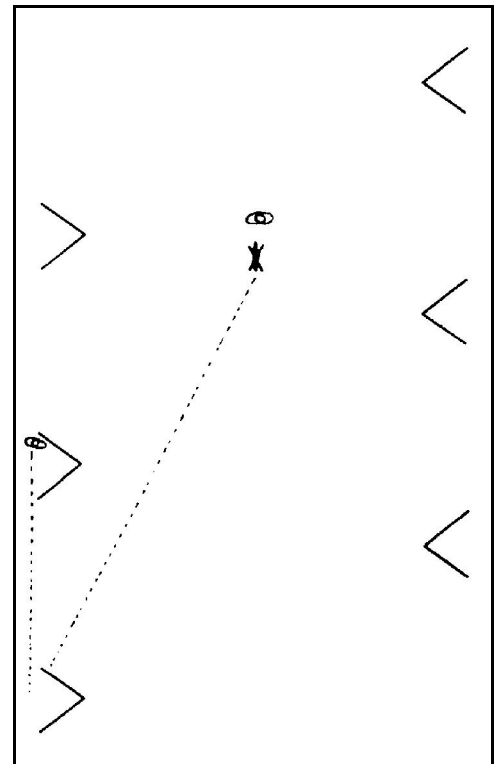


3. Surveillance and Apprehension

This exercise simulates a deployment in which the Handler is called upon to deploy the Dog in a surveillance operation wherein a known suspect appears, flees, and then surrenders prior to the arrival of the Dog. The Handler and Dog shall now assume a Surveillance Position at the barricade where the innocent Person was found. This surveillance shall consist of the Patrol Dog in the Heel position beside its kneeling Handler. The Patrol Dog shall remain calm and alert. A Person representing a criminal Suspect shall appear about 50-80 yards away. The Dog shall remain quiet as the Handler issues two Departmental announcements. The Suspect shall flee at that point and the Handler shall send the Dog to apprehend. The Suspect shall stop and face the Dog submissively when it is about 40 paces away. It shall be evident the Suspect is surrendering and s/he shall remain motionless once s/he stops. When the Dog arrives it shall Detain the Suspect without physical contact and indicate intensely. Optimal distance is 1-2 meters, so that the Dog does not violate the Person's body space AND remains out of impact-weapon striking range. If the Dog circles the Suspect, s/he may turn to maintain a frontal view of the Dog. After the Patrol Dog is Detaining, the Handler shall make a tactical advance to the next barricade and take cover. At this point, the Handler issues verbal control commands to the Suspect and Dog. The Suspect should be ordered to remain in place and the Dog should assume a backup position. It shall remain quiet and alert, ready to engage the Suspect, if necessary. Only then may the Handler leave cover and approach the Suspect. When the Handler arrives, s/he shall frisk and take the Suspect into custody. The Handler shall then transport the arrestee. The Dog shall Heel beside its Handler as s/he front-transport the arrestee.



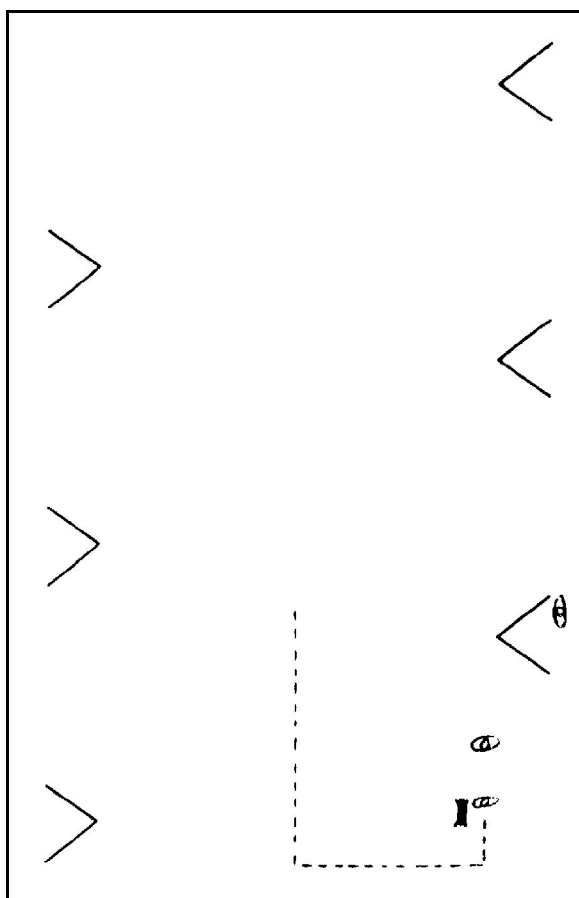
Handler/Dog in Surveillance Position, suspect emerges, disregards official announcements, flees



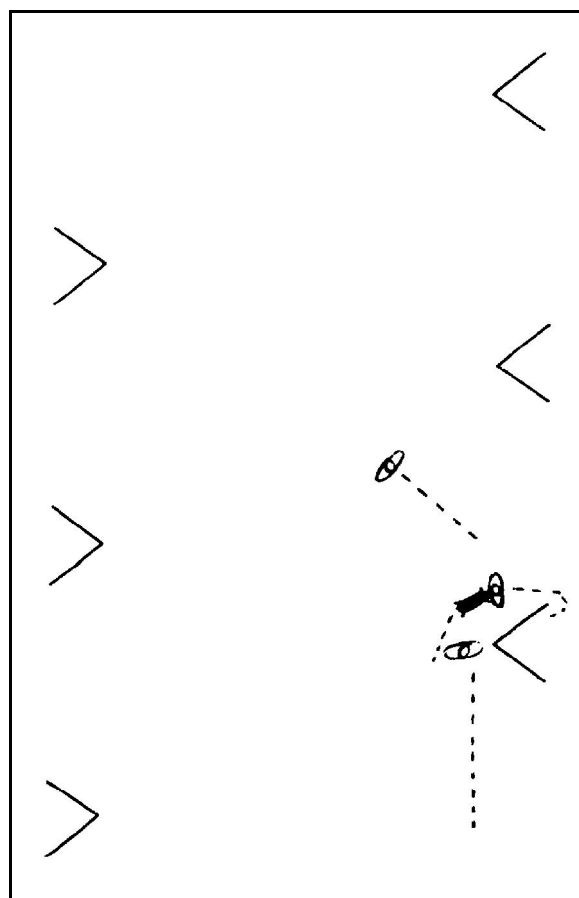
Handler deploys Dog, suspect surrenders, Dog Detains, Handler advances to cover, controls Dog and approaches, frisks, arrests, and begins transport

4. Handler Defense

This exercise simulates a deployment in which the Handler is assaulted by an Accomplice during the process of an arrest and the Dog defends the Handler from the Accomplice. This exercise shall take place during the transport of the Surveillance and Apprehension exercise. The Handler and Dog shall transport the arrestee along a predetermined route. The final leg of the route shall be parallel to and not more than six feet out from the barricades. As the Handler and Dog move past a predetermined spot a hidden Accomplice suddenly attempts to ambush the Handler. The Dog shall defend its Handler without hesitation by engaging in strong combat. The perpetrator shall be armed with a simulated weapon, a flexible reed stick. At some point during the combat s/he shall strike the Dog twice sharply on the less sensitive parts of its body. This is to test its Courage, Hardness, and Combat drive. If the Dog releases when struck it must immediately re-engage. Dogs that refuse to defend their Handlers are excused from the WPO Trial at this point. The Dog shall continue in combat until the Handler commands the perpetrator to cease and s/he complies. A control command for the Patrol Dog is permitted. At this point the Dog shall assume a quiet and alert backup position during the Suspect's frisk, arrest, and remand to a backup officer.



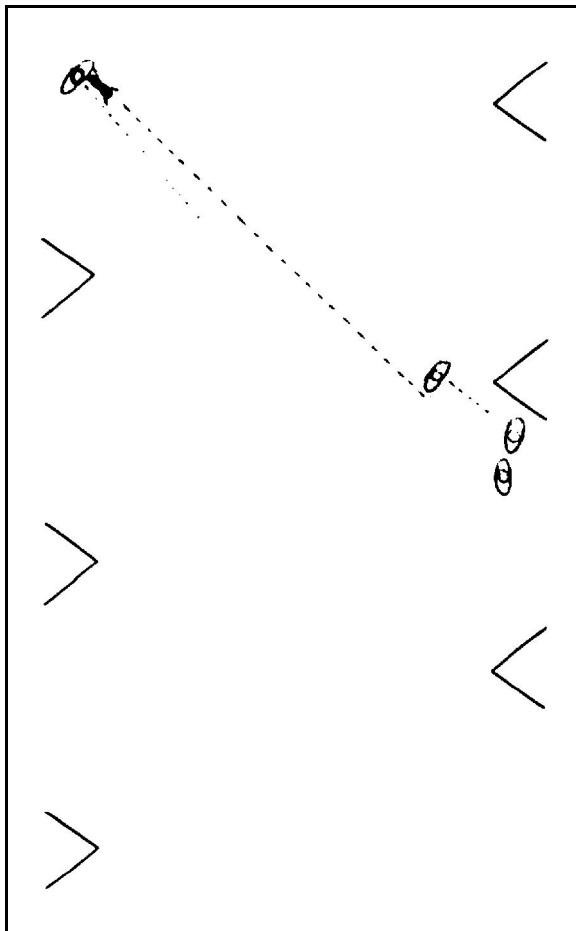
Handler/Dog transport arrestee along a designated route to the "T-Point" marker, Accomplice hidden behind barricade



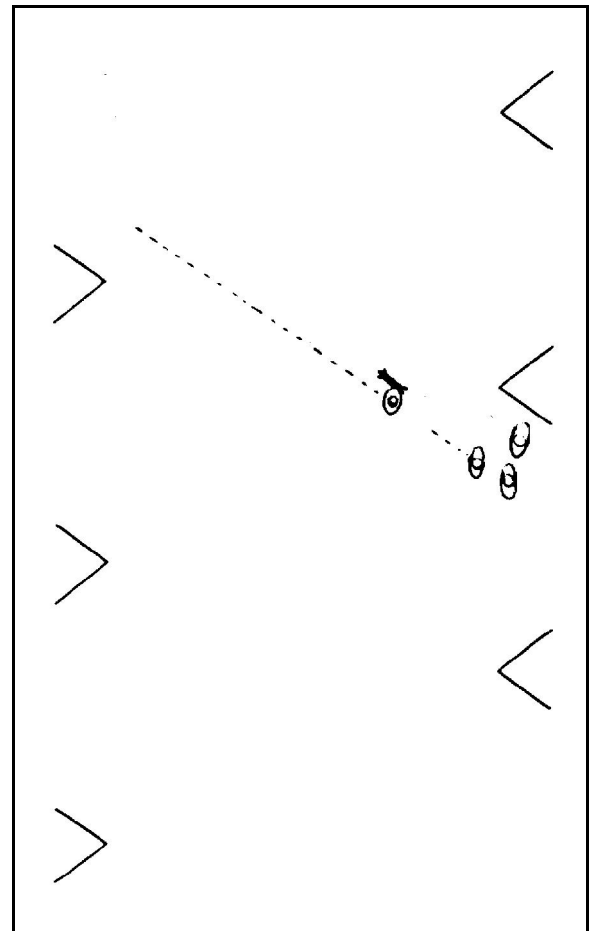
Transport continues until Accomplice attempts ambush, Dog defends, Arrestee escapes, Accomplice subdued

5. Recapture Escapee

This exercise simulates a deployment in which the Handler is attempting to recapture an Escapee. During the Handler Defense exercise, the first Arrestee takes the opportunity to attempt an escape. S/he shall walk at first and then run at the moment the Accomplice is remanded. After remanding the Accomplice, the Handler returns to the Patrol Dog and commands it to Heel. After five steps s/he shall deploy the Patrol Dog to recapture the escapee. These five steps are only to establish the level of control the Handler has over the Dog. The Dog shall pursue the Escapee and prevent further escape by engaging in strong combat. The Handler shall also pursue at top speed. When the Handler arrives at a distance of at least 10 paces, the Handler shall command the Escapee to cease and the Dog shall be commanded to assume a backup position. The Dog shall heel beside its Handler as s/he front-transport the Escapee to the Judge for remanding. At the conclusion, the Handler leashes the Dog and awaits the score.



Handler remands Accomplice to backup officer (Judge), Heels Dog toward Escapee, after 5 steps deploys Dog to Recapture, follows, approaches, controls Dog then Escapee, no re-frisk



Handler front-transport Escapee back to Judge for Remanding, after Remanding places leash on Dog and waits for score

Procedures for WPO Exercises

1. Tracking

1. The track is to be laid by someone other than the Handler.
2. It shall be at least 600 paces long and aged about 60 minutes prior to deployment.
3. It shall consist of four legs, three 90 degree turns, and four items of evidence placed along the track. One object shall be placed at the midpoint of legs 1 - 3 and one at the end.
4. A marker shall be placed at the rear-left corner of the scent pad and may not be removed as the Dog deploys.
5. The Handler shall inform the Judge, prior to deployment, of the manner of indication the Dog shall exhibit. Any other indication behavior shall be considered faulty.
6. The Dog shall sniff the scent pad at the start very intensely. It shall then track calmly, with a deep nose.
7. If the Dog hesitates to deploy within the initial 10 meters, an additional command may be given. If it then refuses, the exercise is halted.
8. The Dog may track on a 10m leash or off-leash.
9. The Handler shall follow behind the Dog at a normal pace. The Handler shall follow the Dog as it tracks, even if it is disoriented. A Handler may not, for example, stop at a visible corner and restrain the Dog from getting further off the track.
10. If wild game, such as a rabbit, appears or runs while the Dog is tracking, the Handler may issue a control command, and if not successful, repeated. The Judge shall determine if compliance was exhibited and, if so, the Dog may be re-deployed. A lack of control shall result in halting the exercise.
11. A command to deploy may be issued after each item of evidence indicated on. Indication should be immediate, and as prescribed by the Handler prior to deployment.
12. Picking up evidence is permitted, if department policy dictates, but should be very controlled. When the Dog finds evidence, the Handler halts. If an object is picked up, the Dog shall stop, hold the evidence, and wait for the Handler to collect it. Chewing evidence is faulty. At most, the Dog should calmly pick up the evidence, hold it in its mouth, and wait for the Handler to come forward and collect it. The Dog may then be re-deployed to continue.
13. Retrieving evidence is permitted, if departmental policy dictates, but should be very controlled. When the Dog finds evidence, the Handler halts and waits for the Dog to retrieve. The item may be presented at the Heel position, if desired. The Dog is to be re-deployed at the point where the Handler stands, not where the evidence was located. Chewing evidence is faulty. At most, the Dog should calmly pick up the evidence, hold it in its mouth, and retrieve it to the Handler.
14. The Handler is permitted to give light praise to the Dog prior to re-

deploying.

15. When a Dog is re-deployed after encountering evidence, it shall be calm and controlled.
16. The Handler shall follow the Dog as it tracks, even if it becomes disoriented. A Handler may not, for example, stop at a visible corner and restrain the Dog from getting further off the track.
17. If the Dog gets off the track by more than a leash length, the exercise shall be halted.
18. After the track is completed the Handler shall leash the Dog, present the evidence to the Judge, and await the score.

## 2. Obedience

1. The Handler shall report to the Judge at the beginning of the Obedience phase for identification, and then report back to the Judge after performing to await the score.
2. Each exercise begins and ends at the Heel position.
3. While Heeling, an additional command is permitted only at a change of speed.
4. An Automatic-Sit shall be demonstrated each time the Handler halts, unless the specific exercise dictates otherwise.
5. Praising the Dog is allowed only between exercises and shall not consist of more than light petting and praising.
6. The official Retrieve Dumbbell is to be picked up just before that exercise and returned to its position afterward.
7. In the Long Down exercise, each Dog shall report with and wear a muzzle for the entire exercise.
8. In the Long Down exercise, the Handlers/Dogs shall line up, enter single-file, place the Dogs in position, and follow the Judge's instructions throughout the entire exercise.
9. In the Long Down exercise, the Dogs are to be in position for 5 minutes.
10. In the Long Down exercise, if a Dog moves more than 8 feet from its original position, it is excused from the exercise.
11. In the Long Down exercise, the exercise is not over until the Judge instructs the Handlers to have their Dogs move from the Down to the Heel position.
12. In the Heeling exercise, it is especially important that the Dog remain in a Heeling position through the maneuvers. Specifically, the Dog's shoulder should be aligned with the Handler's knee if halted, or hip if moving. Traditionally, a Dog heels on the left side, however, this is due to the overwhelming majority of Handlers being right-handed and positioning the Dog opposite their duty weapon. If a left-handed Handler opts to position the Dog on the right side, no penalty should be assessed.
13. In the Heeling exercise, a single command is issued to begin with. The

sit portion is an automatic sit, without a command. Commands may be given at the stand and down portions, along with the restarts after each is displayed. Additionally, a command may be given when the pace changes from normal to fast.

14. In the Heeling exercise, all about-turns are to be exhibited as "Quick-About-Turns," which means that the Handler spins quickly into the Dog and the Dog must quickly re-position itself once the Handler has reversed directions.
15. In the Group-Gunfire exercise, the Dog shall show neutral behavior towards the people and the disregard the gunshots.
16. In the Group-Gunfire exercise, the Dog must sit within 1 step of a citizen.
17. In the Stand-Motion exercise, during the Stand portion, a calm, attentive, and disciplined Stand is desired. Undesirable behaviors exhibited may be recognized as
  1. anticipating the command,
  2. not standing immediately,
  3. re-positioning itself in a sideways fashion,
  4. being inattentive,
  5. fidgeting,
  6. anticipating the next command,
  7. being noisy, or
  8. any form of Handler help.

These are all subject to point deductions.

18. In the Stand-Motion exercise, during the Stand portion, if the Dog follows for more than 10 steps after the Stand command is given, the entire exercise is halted and all points shall be forfeited.
19. In the Stand-Motion exercise, during the Stand portion, if the Dog Sits or Downs at the Stand command, the Handler continues the exercise without re-positioning the Dog.
20. In the Down-Motion, Recall exercise, during the Down portion, the Dog shall respond immediately, and then remain quiet and attentive. The Handler shall run further, without looking back.
21. In the Down-Motion, Recall exercise, during the Down portion, if the Dog follows for more than 10 steps after the Down command is given, the entire exercise is halted and all points shall be forfeited.
22. In the Down-Motion, Recall exercise, during the Down portion, if the Dog Sits or Stands when commanded to Down, the Handler continues the exercise without re-positioning the Dog.
23. In the Down-Motion, Recall exercise, during the Recall portion, the Handler is not allowed to re-position him/herself to favor the Dog as it approaches.

24. In the Down-Motion, Recall exercise, during the Recall portion, the Dog is expected to present itself in the "Front" position upon reaching the Handler, and then attentively await further command. Bumping the Handler or fidgeting is undesirable and subject to point deductions.
25. In the Down-Motion, Recall exercise, during the Recall portion, if the Dog fails to respond to a second Recall command, the Handler shall go to the Dog and place it in the Heel position, concluding the exercise.
26. In the Jump-Stand exercise, the Handler is responsible to position him/herself at an appropriate distance from the hurdle. Re-positioning shall not be allowed, once a command is given.
27. In the Jump-Stand exercise, during the Jump portion, the Dog should not touch the hurdle as it jumps.
28. In the Jump-Stand exercise, during the Stand portion, the Dog should respond to the Stand command and not prematurely assume a Stand position. It must be clearly evident to the Judge that this is the case. Further, the Dog is expected to comply immediately upon receiving the command. Walking or re-positioning itself after the command is subject to point deduction. It is not critical whether the Dog is facing the Handler once the command is given.
29. In the Jump-Retrieve exercise, the Handler is responsible to position him/herself at an appropriate distance from the hurdle. Re-positioning shall not be allowed, once a command is given.
30. In the Jump-Retrieve exercise, the Handler shall wait until the dumbbell comes to rest before commanding the Dog to Jump.
31. In the Jump-Retrieve exercise, if the dumbbell comes to rest in an unfavorable position, the Handler may have 1 re-toss, with the Judges approval.
32. In the Jump-Retrieve exercise, if a re-toss is authorized, the Handler may give the Dog a command to remain in its original position while the Handler recovers the dumbbell.
33. In the Jump-Retrieve exercise, during the Jump portion, the Dog should not touch the hurdle as it jumps.
34. In the Jump-Retrieve exercise, during the Retrieve portion, the command to Retrieve shall be given after the Dog has cleared the hurdle and before it has touched the ground on the other side. At this point the Dog shall pick up the dumbbell, re-jump, and present the dumbbell to the Handler in the "Front" position.
35. In the Jump-Retrieve exercise, during the Retrieve portion, after the Dog has presented the dumbbell, it shall wait calmly until the Handler commands it to relinquish the dumbbell.
36. In the Jump-Retrieve exercise, during the Retrieve portion, once the Handler has the dumbbell, it may be held at waist level or in one of the hands at the side of the body as the Dog is commanded to the Heel position.
37. In the Jump-Retrieve exercise, during the Heel portion, the dumbbell may not be moved in conjunction with the command such that it becomes an object-motivated Handler help.

38. In the Climb-Stand exercise, the Handler is responsible to position him/herself at an appropriate distance from the hurdle. Re-positioning shall not be allowed, once a command is given.
  39. In the Climb-Stand exercise, during the Climb portion, it is desirable that the Dog truly "Climb" and not merely jump up on and jump off. This is so that physical injury to the shoulders, which has a cumulative effect over the Dog's career, does not occur. A proper climb is observed when the Dog approaches the wall near its bottom, jumps upward, climbs to the top, then climbs downward at least halfway and then lightly jumps to the ground. Climbing is a skill to be developed in order to prevent the Dog launching off the top of the wall to the ground.
  40. In the Climb-Stand exercise, during the Stand portion, it is desirable that the Dog wait quietly for the Handler's to climb back.
  41. In the Climb-Stand exercise, during the Return portion, the Dog shall present itself to the Handler in the "Front" position.
3. Apprehension
1. In the Suspect Search exercise, the Person placed in the search area simulates an innocent Person who is inadvertently in the area and, therefore, shall not be issued a stick (weapon). The Person shall wear protective clothing which may be a full-body bitesuit or suitable pants/sleeves.
  2. In the Suspect Search exercise, if the Dog makes physical contact with the Person, the Person shall remain as neutral as possible.
  3. In the Suspect Search exercise, if the Dog makes continued physical contact with the Person, the Handler shall be immediately notified to move to the 10-yard position.
  4. In the Detaining and Indicating exercise, the (innocent) Person shall make identical movements (out of the hiding place) for each competitor.
  5. In the Detaining and Indicating exercise, various languages may be spoken to the Person. If the Person does not understand the Handler's verbiage, the Person shall respond to any verbal/nonverbal command as though it were the command for the next scheduled movement.
  6. In the Detaining and Indicating exercise, when the Handler dismisses the Person, s/he shall walk away as directed by the Judge at a normal pace, showing no behavior which might be perceived by the Dog as a furtive movement.
  7. In the Surveillance and Apprehension exercise, the Suspect shall emerge from the third hiding place and walk briskly toward the sixth.
  8. In the Surveillance and Apprehension exercise, upon the Handler's first announcement, the Suspect shall begin running toward the midpoint at the far end of the search area.
  9. In the Surveillance and Apprehension exercise, when the Dog has pursued about halfway, the Suspect shall halt, face the Dog, and assume a surrendering posture.
  10. In the Surveillance and Apprehension exercise, the Suspect may turn to face the Dog if it positions itself out of view or if it circles the



- Suspect. This action simulates a realistic human response in an actual deployment.
11. In the Surveillance and Apprehension exercise, upon receiving verbal commands from the Handler, regardless of language, the Suspect shall respond as though it were the command for the next scheduled movement.
  12. In the Handler Defense exercise, the Arrestee shall act as if s/he recognizes an opportunity for escape when the Accomplice attacks, and shall begin walking toward the opposite corner of the search area.
  13. In the Handler Defense exercise, the Accomplice shall suddenly and overtly exhibit attack behavior in the direction of the Handler. The stick (weapon) shall be raised as if to strike, yet the Accomplice shall remain silent throughout.
  14. In the Handler Defense exercise, the Accomplice shall use reasonable agitator skills to diminish the possibility of physical injury to the Dog as s/he drives and strikes the Dog with the stick.
  15. In the Handler Defense exercise, the Accomplice shall cease the hostile behavior and become totally compliant after the second stick hit.
  16. In the Recapture Escapee exercise, the Escapee shall begin to jog at the point where the Handler remands the Accomplice to the Judge.
  17. In the Recapture Escapee exercise, the Escapee shall exhibit only escape behavior and maintain his/her back to the Dog. The Escapee may watch the Dog's approach over his/her shoulder, for safety sake.
  18. In the Recapture Escapee exercise, the Escapee shall continue to attempt to escape, even though the Dog has physically engaged, until the Handler arrives and issues a lawful order.
  19. In the Recapture Escapee exercise, the Escapee is not required to submit to a second frisk, and shall walk directly toward the Judge when ordered to do so by the Handler.
  20. In the Recapture Escapee exercise, upon receiving verbal commands from the Handler, regardless of language, the Suspect shall respond as though it were the command for the next scheduled movement.



2.	Commendable (Sehr Gut)	B (SG)	90- 95%
3.	Typical (Gut)	C (G)	80- 89%
4.	Suitable (Befriedegend)	D (B)	70- 79%
5.	Improvement Needed (Mangelhaft)	I (M)	36- 69%
6.	Unsatisfactory (Ungenuegend)	U (U)	0- 35%

In each of Tracking and Obedience a minimum of 70% must be achieved, and in Apprehension a minimum of 80% must be achieved, in order to award a WPO Title.

16. Points justifiably earned in an exercise cannot be taken away at a later time, unless a dismissal occurs or a pattern of behavior is observed over a series of exercises which can only be documented with a point deduction distributed over the group of exercises.
  17. A Patrol Dog in a WPO Trial should perform with joy, enthusiasm, discipline and correctness, displaying a professional image devoid of behavior which would not be considered "Street-worthy." One example is a Patrol Dog that is trained to "Run the Blinds" as opposed to approaching each one and checking it for a Suspect.
  18. A Patrol Dog Handler in a WPO Trial should perform with consummate professionalism, as his/her skills are on display before not only peers, but also the public.
  19. Handler help is defined as any action which aids the Patrol Dog in accomplishing a task, which is beyond the authorized or permitted command or signal.
  20. Handler help to the extent of a motivational object, such as a food tidbit, is forbidden and considered an extreme violation of professionalism. This may be grounds for dismissal from a WPO Trial.
  21. Repeating a command, in an exercise where only one command is assigned, shall result in a deduction of 50% of the points assigned to that task (i.e., Sit from a Distance with 2 commands = 4 points instead of 8). The Judge may authorize a second command if s/he feels an environmental influence prevented the Dog from hearing the initial command, for example, loud cheering from the crowd exceeded the volume of the Handler's voice.
1. Tracking
    1. The Dog should track by exhibiting intensive, disciplined, non-distracted sniffing along the path of the tracklayer.
    2. Once a command to track is given by the Handler, the Dog shall deploy immediately. It need not remain any longer at the scentpad.
    3. If the Dog does not deploy immediately when commanded, the Handler is allowed to re-start the Dog once. A mandatory 5 points shall be deducted for a re-start within the initial 10m of the track.
    4. If a re-start is initiated within the initial 10m, light praise may be given to motivate the Dog.
    5. If the Dog becomes disoriented or if it returns to the Handler while

tracking, it may continue working as long as it is independent of Handler influence. In this case no re-start is assessed, merely a point deduction.

6. When indicating evidence, a Dog may assume a position of sit, stand, or down. When picking up evidence, the Dog may assume a position of sit, stand, or down and then hold the evidence loosely in its mouth, such that damage is not likely. When retrieving evidence, the Dog may go directly to the Heel position.
7. If the Dog indicates, picks up, or retrieves in a manner not prescribed by the Handler, a mandatory 2 points are to be deducted.
8. Indicating, picking up, or retrieving an object which is not a piece of evidence shall be cause for a mandatory deduction of 4 points per object. The re-start following a false indication, pickup, or retrieve is permitted without point deduction.

## 2. Obedience

1. Correct obedience/agility performance in a WPO event is defined as willing, immediate, accurate, and enthusiastic response to voice or hand signals. Any behavior less than this is subject to point deductions.
2. Incorrect behavior includes, but is not limited to, crooked sits, touching obstacles when jumping, forging or lagging when Heeling, premature or slow sit/stand/down, additional commands, or chewing the dumbbell.
3. Each exercise is to start and end in a Heel position. However, the finish position of one exercise cannot be used as the start position of another. Each exercise is independent of the other and shall be performed so. A violation of this rule shall be cause for a mandatory 1 point deduction.
4. In the Long Down exercise, if the Dog moves more than 8 feet from its position, the Judge will instruct the Handler to pick up the Dog and no points will be given.
5. In the Heeling exercise, a brisk walking speed shall be considered normal. About-turns shall be demonstrated as "Quick-About-Turns," in which the Handler turns into the Dog as s/he reverses direction.
6. In the Group exercise, the Dog shall sit beside a Person at a distance of not more than 2 feet.
7. The Dog shall remain indifferent to the gunfire. If the Dog exhibits sensitivity, such as aggression, but remains in the Heel position, it may continue in the competition. If it acts gunshy, it is excused from the entire WPO at this point.
8. In the Stand-Motion exercise, if the Dog sits or downs when commanded to stand, it may be left in the position it assumes and points deducted for an improper response. Then, the command to sit-from-a-distance may be issued.
9. In the Running Down-Motion exercise, if the Dog follows for more than 10 steps after the command, the exercise is halted, with no points accrued.
10. In the Jump-Stand exercise, the stand command shall be given before the

Dog stands or comes to a halt on its own. The direction the Dog is facing when it stands is insignificant.

11. In the Jump-Retrieve exercise, if a re-toss is made, an additional control command may be given prior to the second toss.
  12. In the Climb-Stand exercise, climbing downward from the top to the bottom or jumping part-way down is acceptable.
3. Apprehension
1. Correct apprehension performance in a WPO event is defined as willing, immediate, accurate, and enthusiastic response to voice or hand signals. Any behavior less than this is subject to point deductions. Certain behaviors dictate mandatory expulsion, i.e., serious loss of control, leaving the search area in spite of Handler commands to return, etc.
  2. Incorrect behavior includes, but is not limited to, forging or lagging when Heeling, unjustified injury to the Suspects, resisting the Handler during control commands - especially resisting a Release command, non-prescribed Handler help, departing from prescribed procedures, and Handler failure to observe/exhibit professional safety skills.
  3. Additional commands for a task are allowed, but subject to point deductions.
  4. In the Suspect Search exercise, the Dog shall check each barricade to determine if a Suspect is hiding there. Obvious running around the barricade without checking is unprofessional and subject to point deductions.
  5. In the Suspect Search exercise, only an intense, enthusiastic, and disciplined Dog can receive full points.
  6. In the Detaining and exercise, the optimal distance is 1-2 meters. If the Dog is closer, it has entered the Suspect's Personal body space and is within striking range, and points may be deducted. If it is farther, it is less effective and points may be deducted. If the Dog actively engages the motionless Suspect, all points for the Detaining exercise are forfeited.
  7. In the Surveillance and Apprehension exercise, only an intense, enthusiastic, and disciplined Dog can receive full points.
  8. In the Surveillance and Apprehension exercise, during the Surveillance portion, only a calm and quiet Dog can receive full points. Fidgeting shall result in minor point deductions. Barking suggests the Surveillance is compromised and, accordingly, the Surveillance portion must not have a passing score.
  9. In the Surveillance and Apprehension exercise, during the Pursuit portion, only a full speed Pursuit can be awarded full points.
  10. In the Surveillance and Apprehension exercise, during the Detaining portion, the optimal distance is 1-2 meters. If the Dog is closer, it has entered the Suspect's personal body space and is within striking range, and points may be deducted. If it is farther, it is less effective. If the Dog actively engages the motionless Suspect, all points for the Detaining portion are forfeited.
  11. In the Surveillance and Apprehension exercise, during the Detaining

- portion, if the Dog fails to Detain, the Judge shall instruct the Handler to verbally command the Dog to Release. These command(s) shall be issued from the barricade cover position. The Handler shall have, at most, two commands to control the Dog. If the Dog does not respond, the Judge shall instruct the Handler to go to the Dog and control it.
12. In the Surveillance and Apprehension exercise, during the Detaining portion, if the Handler has been instructed to go the Dog, the Dog shall respond to, at most, two verbal commands to Release. If it Releases at that point, up to 4 points shall be assessed against the Dog for resisting the distance control. Failure to respond to the second command given at the shorter distance shall be cause for halting the Apprehension phase.
  13. In the Suspect Apprehension exercise, during the Rear Transport, the Dog shall remain under control to the designated/marked "Transport Point." This shall be a visible marker parallel to the barricades and before reaching the first in the series. If the Dog does not remain in position up to this point and engages the arrestee or goes to the hidden accomplice, either action suggest unprofessional behavior and is cause for halting the Apprehension phase.
  14. In the Suspect Apprehension exercise, during the Rear Transport, if the Dog is obedient up to the designated/marked "Transport Point," but, at some point thereafter, leaves the Handler and goes toward the hidden Accomplice, the Judge may instruct the Accomplice to initiate the ambush prematurely. Such option exercised by the Judge shall be cause for point deductions.
  15. In the Handler Defense exercise, during the Ambush portion, the Dog is expected to defend its Handler immediately and energetically. The Dog shall not receive a passing score if any of the following behaviors are exhibited:
    1. The Dog does not engage, but rather avoids physical contact;
    2. Abandons the combat;
    3. After engaging appropriately, lets go and hesitates to re-engage immediately;
    4. After being struck, lets go and hesitates to re-engage immediately.
  16. In the Handler Defense exercise, during the Ambush portion, if the Dog avoids being struck and hesitates to re-engage, the Accomplice shall again attempt to strike the Dog, by moving toward it if necessary. If the Dog avoids being struck and exhibits insufficient courage to Engage, the Apprehension phase shall be halted at this point.
  17. In the Handler Defense exercise, during the Ambush portion, if a Dog exhibits poor or insufficient Pain Compliance, it shall not receive a passing score for Handler Defense. If, however, the Dog initially exhibits poor or insufficient Pain Compliance and then improves during the combat, points shall merely be deducted for the inconsistent behavior.
  18. In the Handler Defense exercise, during the Ambush portion, the Dog shall maintain its focus on the Accomplice during the Frisk and Arrest. The Accomplice is the "immediate threat" to the Handler. If the Dog loses focus on the immediate threat, the Accomplice, and looks for the

Escapee, points shall be deducted.

19. In the Recapture exercise, during the Heeling portion, if the Dog enacts a premature Pursuit, all points for the Heeling are forfeited.

TRACKING SCORESHEET

Dog \_\_\_\_\_ Handler \_\_\_\_\_ Dept \_\_\_\_\_ Date \_\_\_\_\_

WPO Judge \_\_\_\_\_ Signature \_\_\_\_\_

POINTS

Exercise	MAX	PTS	Remarks, Comments
Leg #1	16	-	-
Evid #1	6	-	-
Turn #1	4	-	-
Leg #2	16	-	-
Evid #2	6	-	-
Turn #2	4	-	-
Leg #3	16	-	-
Evid #3	6	-	-
Turn #3	4	-	-
Leg #4	16	-	-
Evid #4	6	-	-
Total	100	-	-



OBEDIENCE SCORE SHEET

Dog \_\_\_\_\_ Handler \_\_\_\_\_ Dept \_\_\_\_\_ Date \_\_\_\_\_

WPO Judge \_\_\_\_\_ Signature \_\_\_\_\_

Exercise		-MAX	-	PTS	-
Long Down		-	5	-	-
Heeling	Normal	-	4	-	-
	Sit	-	2	-	-
	Stand	-	2	-	-
	Down	-	2	-	-
	Fast	-	4	-	-
	Sit	-	2	-	-
	Stand	-	2	-	-
	Down	-	2	-	-
Group/Gunfire	Group	-	5	-	-
	Gunfire	-	P/F	-	-
Stand-Down-Sit	Stand	-	6	-	-
	Down	-	4	-	-
	Sit	-	8	-	-
	Pickup	-	2	-	-
Down-Motion	Down	-	4	-	-
	Recall	-	4	-	-
	Finish	-	2	-	-
Jump-Stand	Jump	-	4	-	-
	Stand	-	4	-	-
	Pickup	-	2	-	-
Jump-Retrieve	Jump	-	3	-	-
	Jump	-	3	-	-
	Retrieve	-	8	-	-
	Finish	-	2	-	-
Climb-Stand	Climb	-	4	-	-
	Stand	-	4	-	-
	Climb	-	4	-	-
	Finish	-	2	-	-
Total		-	100	-	-
		-	-	-	-

APPREHENSION SCORE SHEET

Dog \_\_\_\_\_ Handler \_\_\_\_\_ Dept \_\_\_\_\_ Date \_\_\_\_\_

WPO Judge \_\_\_\_\_ Signature \_\_\_\_\_

Exercise		- MAX -	PTS -
Suspect Search	Search	- 6 -	-
Detaining and Indicating	Detain	- 5 -	-
Indicating	Indicate	- 4 -	-
	Release	- 2 -	-
	Frisk	- 2 -	-
	Dismiss	- 1 -	-
Surveillance and Apprehension	Surveil	- 3 -	-
Apprehension	Pursuit	- 4 -	-
	Detain	- 8 -	-
	Indicate	- 4 -	-
	Release	- 4 -	-
	Frisk	- 2 -	-
	Transport-	5 -	-
Handler Defense	Defense	- 15 -	-
Defense	Release	- 5 -	-
	Frisk	- 2 -	-
	Remand	- 2 -	-
Recapture Escapee	Heel	- 5 -	-
Escapee	Pursuit	- 4 -	-
	Recapture-	10 -	-
	Release	- 5 -	-
	Transport-	2 -	-
Total		- 100 -	-
		- - -	